

Low offset frequency $1/f$ flicker noise in spin-torque vortex oscillators

AG FIRST-TF 2019,
MARSEILLE

St. Wittrock^{1*}, S. Tsunegi², K. Yakushiji², A. Fukushima², H. Kubota², P. Bortolotti¹, U. Ebels³, S. Yuasa², G. Cibiél⁴, S. Galliou⁵, E. Rubiola⁵ and V. Cros¹

Outline:

- Spin torque oscillators (STO)
- Nonlinearity
- Noise in STOs
- Spectral shape

¹Unité Mixte de Physique CNRS, Thales, Univ. Paris-Sud, Université Paris-Saclay, 91767 Palaiseau, France.

²National Institute of Advanced Industrial Science and Technology (AIST), Spintronics Research Center, Tsukuba, Ibaraki 305-8568, Japan

³Univ. Grenoble Alpes, CEA, INAC-SPINTEC, CNRS, SPINTEC, 38000 Grenoble, France

⁴Centre National d'Etudes Spatiales (CNES), 18 av. Edouard Belin, 31401 Toulouse, France

⁵FEMTO-ST Institute, CNRS, Université Bourgogne Franche Comté, 25030 Besançon, France

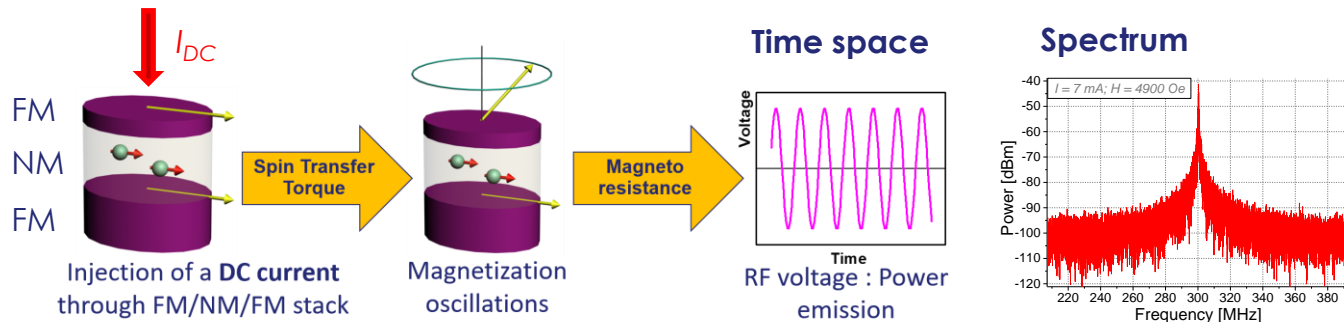
*steffen.wittrock@u-psud.fr



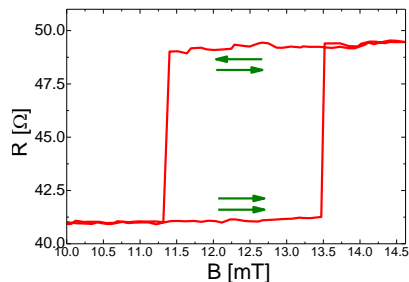
Spin Torque Nano Oscillator (STNO)

Principle

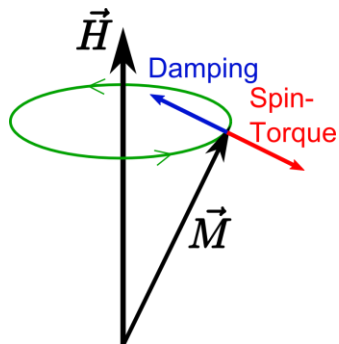
- Conversion of magnetization dynamics into an electrical rf signal



TMR effect



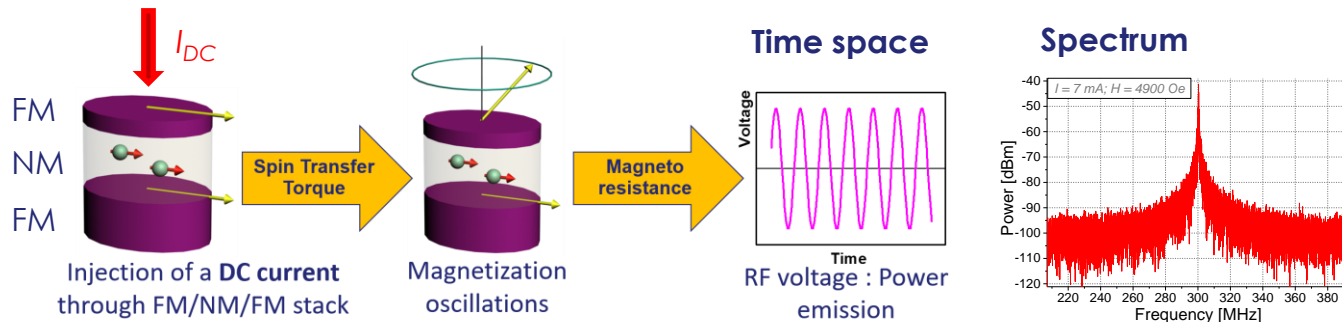
Magnetization dynamics



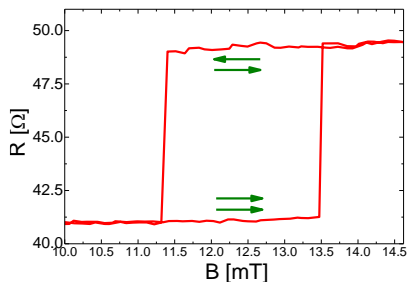
Spin Torque Nano Oscillator (STNO)

Principle

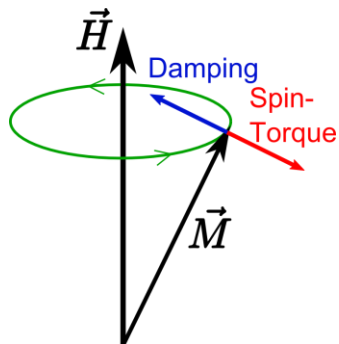
- Conversion of magnetization dynamics into an electrical rf signal



TMR effect



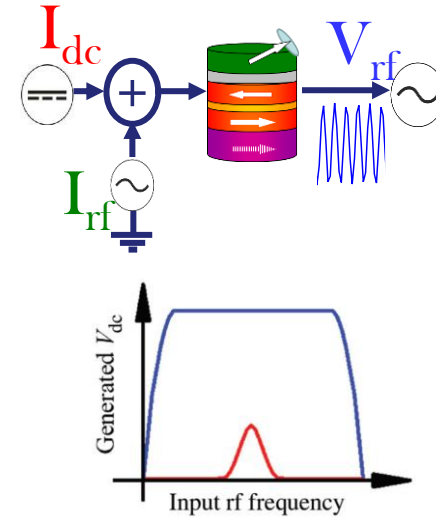
Magnetization dynamics



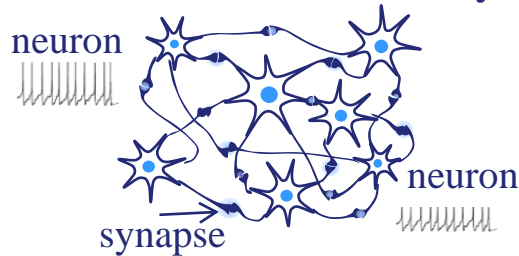
- 😊 Nano size ($\sim 100\text{nm}$)
- 😊 Frequency range : [100 MHz, 60 GHz]
- 😊 Agility with current $\Delta I \rightarrow \Delta f$
- 😊 Radiation hard
- 😊 CMOS compatible
- ✗ Poor coherence
- ✗ Low output power ($\sim \mu\text{W}$)

STNOs: The all-purpose swiss army knife?

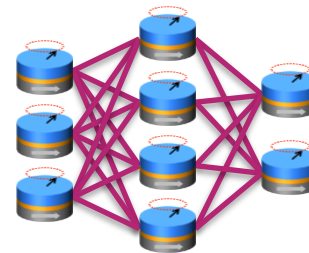
- Towards rf applications & communication:
Frequency shift keying, Mixing & Modulation, etc... *U. Ebels et al., Spintec Grenoble*
- High data transfer rate hard disk reading *Sato et al., IEEE Trans. Magn. 48, 1758, 2012*
- Magnonic logics *Kruglyak et al., JPD 43, 2010; Chumak et al., JPD 50, 2017*
- Broadband frequency detection *Jenkins et al., Nat. Nanotech. 11, 2016*
- Broadband microwave energy harvesting *Fang et al., PRApl. 11, 2019*
- Bio-inspired computing *J. Grollier et al., CNRS/Thales*



Brain: Neural assembly



Coupled spintronic nano-oscillators



Torrejon et al., Nature 547, 2017

Nonlinearity of STNOs

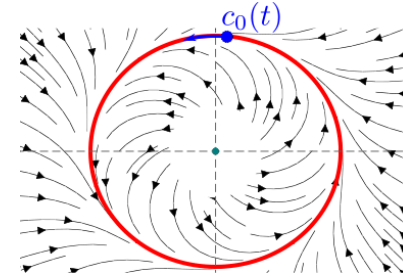
- Nonlinear Langevin equation can be derived from the LLGS-equation:

$$\frac{dc}{dt} + i\omega(|c^2|)c + \Gamma_+(|c^2|)c - \Gamma_-(|c^2|)c = f(t)$$

with the auto-oscillation $c(t) = c_0 e^{-i\omega t + i\phi_0}$

and output power $p = |c|^2$

A. Slavin, V. Tiberkevich, *IEEE Trans. on Magn.* 45, 2009

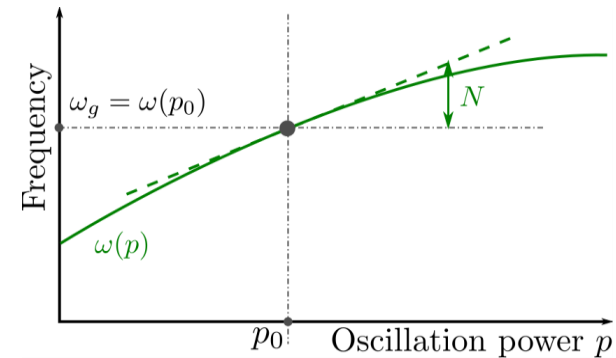
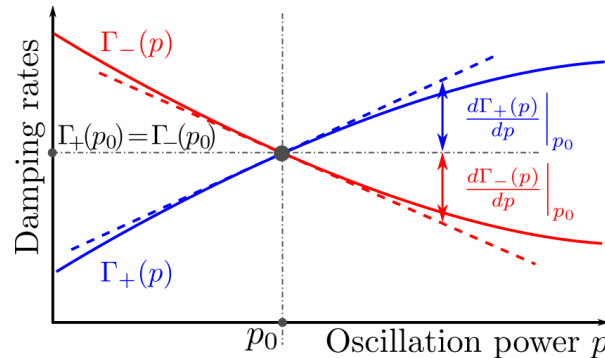


Nonlinearity

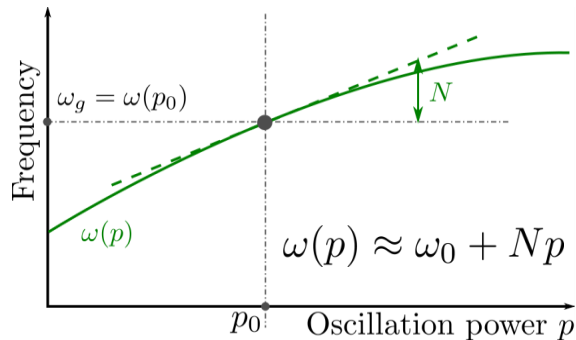
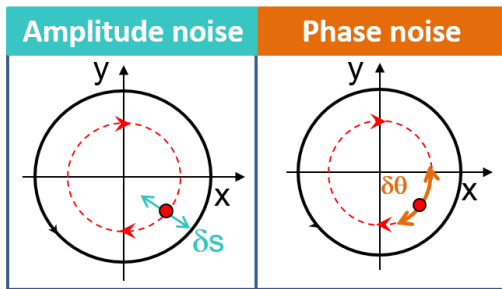
$$\omega(p) \approx \omega_0 + Np$$

$$\Gamma_+(p) \approx \Gamma_G(1 + Qp)$$

$$\Gamma_-(p) \approx \sigma I(1 - p)$$



Noise of a STNO (at high offset frequencies)



A. Slavin, V. Tiberkevich, *IEEE Trans. on Magn.* 45, 2009

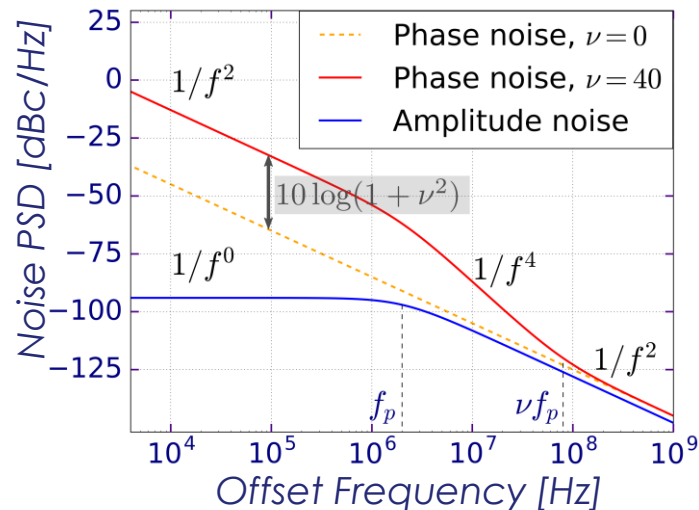
- In the presence of thermal noise, the noise Power Spectral density is:

$$S_{\delta\varepsilon}(f) = \frac{\Delta f_0}{2\pi} \frac{1}{f_p^2 + f^2}$$

$$S_{\delta\theta}(f) = \frac{\Delta f_0}{\pi f^2} + \nu^2 2 \frac{f_p^2}{f^2} S_{\delta\varepsilon}(f)$$

Conversion

E. Grimaldi et al., *PRB* 89, 2014



- Relative damping always pulls the oscillation back to the limit circle with **damping rate** f_p

- Normalized **nonlinearity factor**: $\nu = \frac{N}{\pi f_p} p_0$

Flicker noise: Measurement

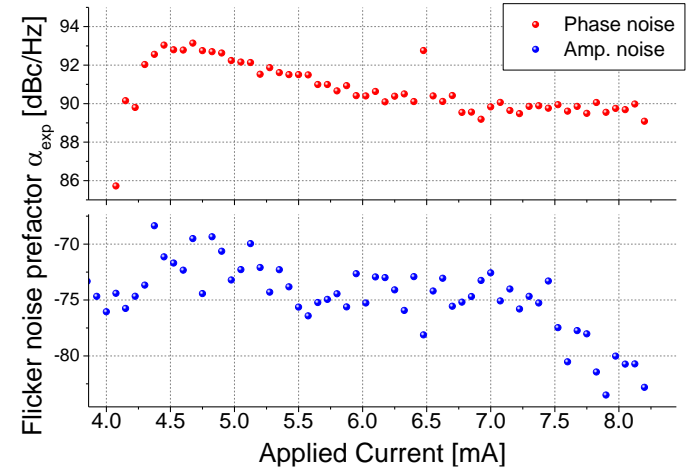
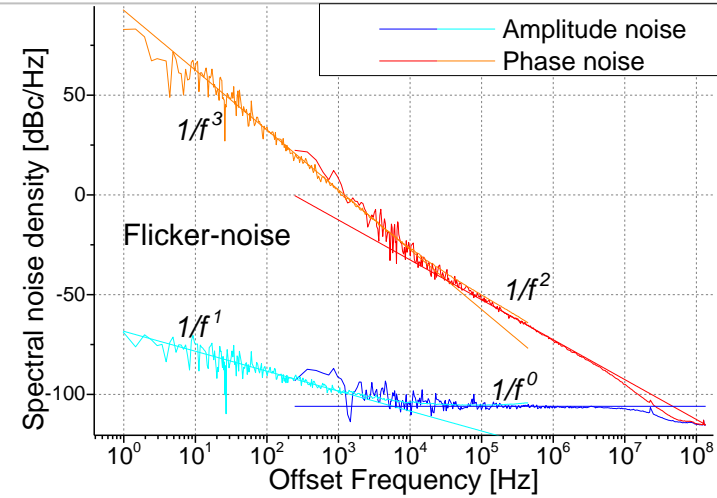
- Measured sample: MTJ based sample at $T = 300\text{ K}$
from



- Different noise parts can be fitted by a power law:

$$S \sim \frac{\alpha_{exp}}{f^\gamma}$$

- Parameter α gives a scale for the noise contribution



Flicker noise: Measurement

- Measured sample: MTJ based sample at $T = 300\text{ K}$
from

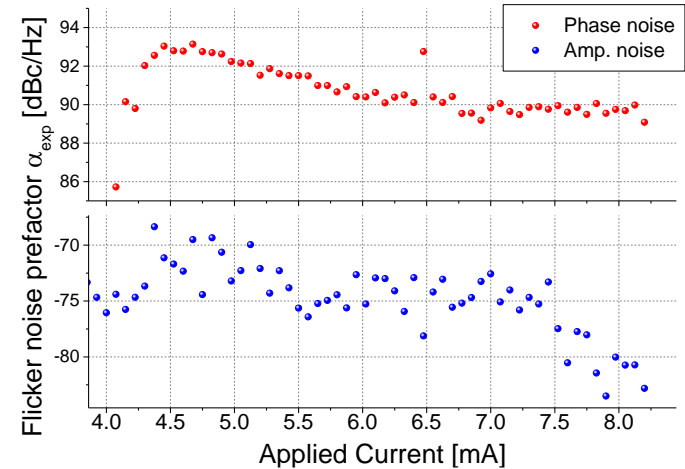
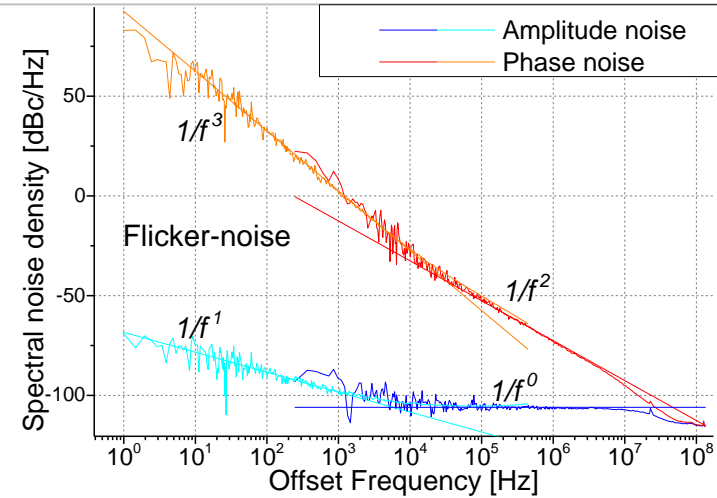


- Different noise parts can be fitted by a power law:

$$S \sim \frac{\alpha_{exp}}{f^\gamma}$$

- Parameter α gives a scale for the noise contribution

- Noise is decreasing for increasing bias currents
 - Nonlinearity?
 - Volume, following the Hooge-formula?



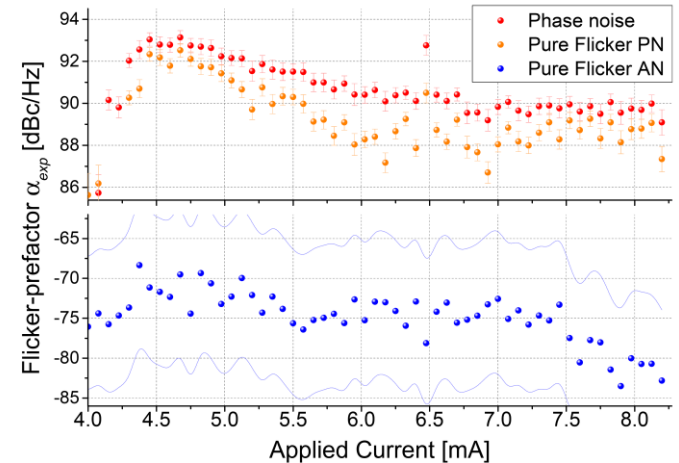
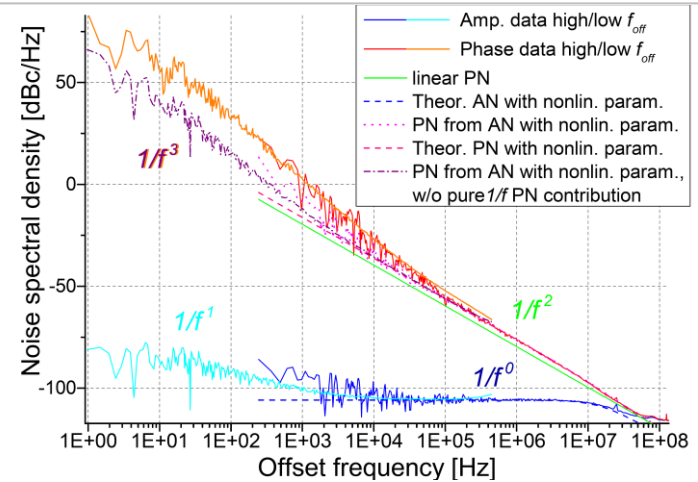
Flicker noise: Theory & Parameters

- Evaluate Langevin Diff. Equation assuming
 - A stationary process f_n for the $1/f$ noise
 - Wiener-Khintchine-theorem with a phenomenological approach: $S(f) = \int \langle f_n(t) f_n^*(t-t') \rangle \cdot e^{2\pi i f t} dt = \frac{\alpha}{f^\beta}$

→ Total noise spectral density:

$$S_{\delta\epsilon} = \underbrace{\frac{\Delta f_0}{\pi} \cdot \frac{1}{f^2 + f_p^2}}_{\text{thermal}} + \underbrace{\frac{1}{4p_0\pi^2 (f_p^2 + f^2)} \cdot \frac{\alpha}{f^\beta}}_{\text{Low frequency Flicker}}$$

$$S_{\delta\phi} = \underbrace{\frac{\Delta f_0}{\pi f^2}}_{\text{thermal}} + \underbrace{\frac{1}{4p_0\pi^2 f^2} \cdot \frac{\alpha}{f^\beta} + \frac{\nu^2 f_p^2}{f^2} S_{\delta\epsilon}}_{\text{Low frequency Flicker}} \quad \text{with} \quad \alpha \sim \frac{V^2}{A(I_{dc})}$$



Flicker noise: Theory & Parameters

- Evaluate Langevin Diff. Equation assuming
 - A stationary process f_n for the $1/f$ noise
 - Wiener-Khintchine-theorem with a phenomenological approach: $S(f) = \int \langle f_n(t) f_n^*(t-t') \rangle \cdot e^{2\pi i f t} dt = \frac{\alpha}{f^\beta}$

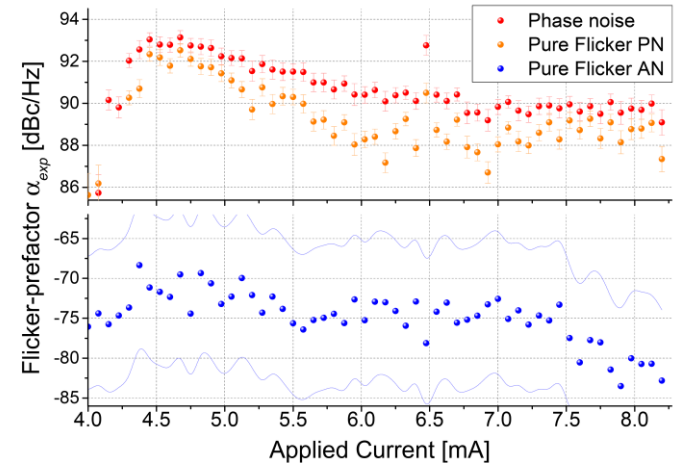
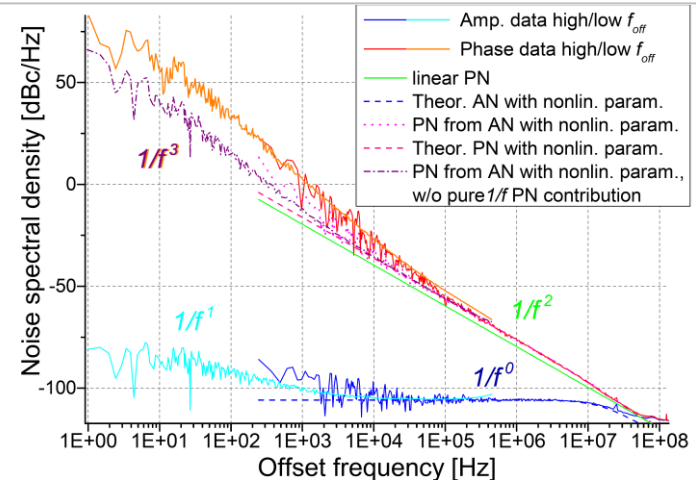
→ Total noise spectral density:

$$S_{\delta\epsilon} = \underbrace{\frac{\Delta f_0}{\pi} \cdot \frac{1}{f^2 + f_p^2}}_{\text{thermal}} + \underbrace{\frac{1}{4p_0\pi^2 (f_p^2 + f^2)} \cdot \frac{\alpha}{f^\beta}}_{\text{Low frequency Flicker}}$$

$$S_{\delta\phi} = \frac{\Delta f_0}{\pi f^2} + \frac{1}{4p_0\pi^2 f^2} \cdot \frac{\alpha}{f^\beta} + \frac{\nu^2 f_p^2}{f^2} S_{\delta\epsilon} \quad \text{with} \quad \alpha \sim \frac{V^2}{A(I_{dc})}$$

Main results:

- We find $\beta \sim 1$, similar to GMR/TMR sensors
- Conversion of $1/f^1$ amplitude noise into $1/f^3$ phase noise
- Dominant $1/f^3$ **pure phase flicker noise** contribution

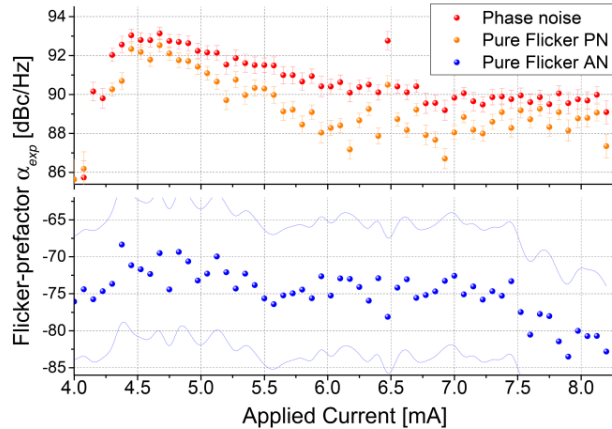


Flicker noise parameters: Nonlinearity ↔ Hooge

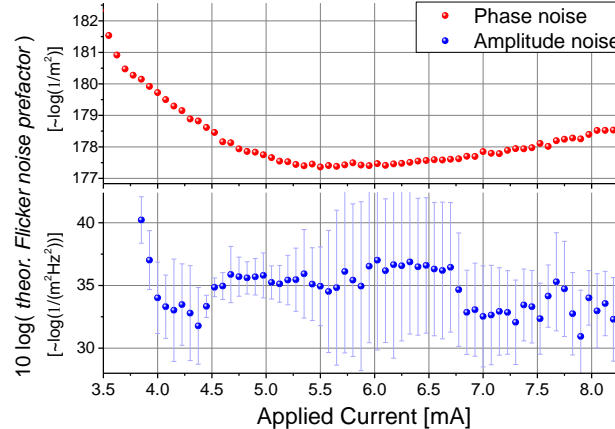
- Evaluate the whole prefactor of the Flicker noise terms:

St. Witrock et al., PRB 99, 2019

Experimental Evaluation



Theoretical Prediction, All prefactors



$$S_{\delta\epsilon} = \frac{\Delta f_0}{\pi} \cdot \frac{1}{f^2 + f_p^2} + \frac{1}{4p_0\pi^2 (f_p^2 + f^2)} \cdot \frac{\alpha}{f^\beta}$$

thermal Low frequency Flicker

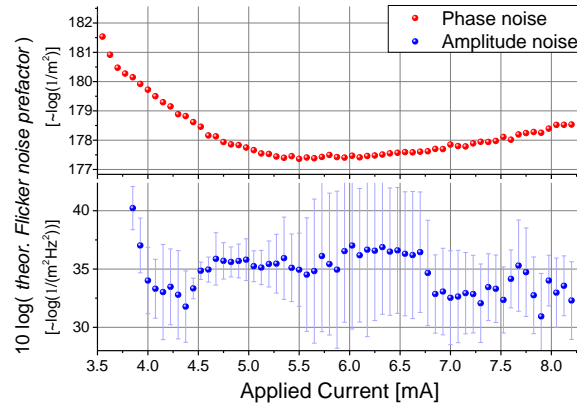
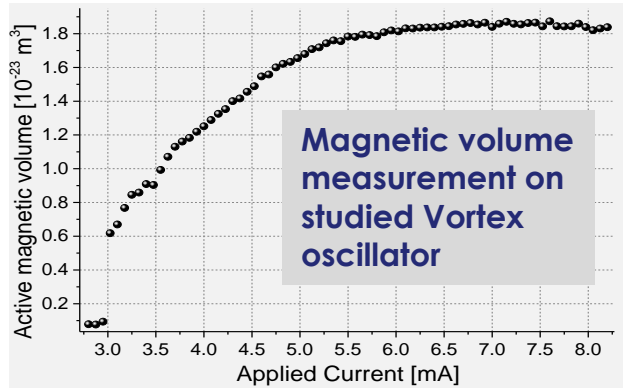
$$S_{\delta\phi} = \frac{\Delta f_0}{\pi f^2} + \frac{1}{4p_0\pi^2 f^2} \cdot \frac{\alpha}{f^\beta} + \frac{\nu^2 f_p^2}{f^2} S_{\delta\epsilon}$$

With $\alpha \sim \alpha_H \cdot \frac{V^2}{A}$

→ Hooge-behaviour and nonlinear properties qualitatively determine the flicker noise

→ Especially the active magnetic oscillation surface A and f_p are important parameters

Influence of the oscillator volume



*St. Witrock et al.,
in preparation*

- Magnetically active volume plays an important role
 - When nonlinear volume evolution reaches saturation, an increase of the flicker noise with applied current is predicted

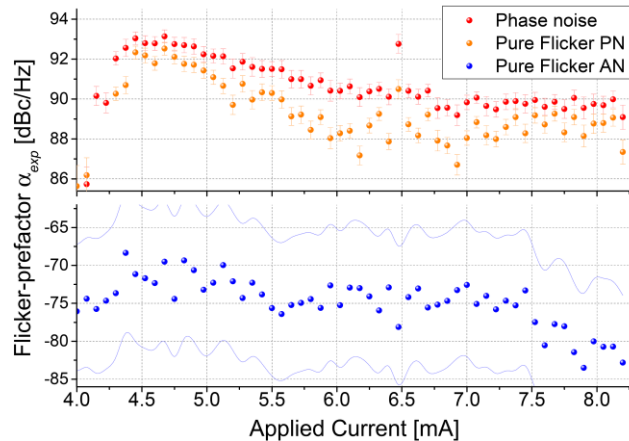
Low Frequency Flicker noise in STNOs: Conclusion

- Comprehension of the noise parameter space due to our model
- Nonlinear noise-conversion less pronounced at low frequency offsets
- Lowest flicker noise level determined by competition between nonlinear effects & classical Hooge-like behavior
- $1/f$ noise leads to complex spectral shape dependent on the measurement duration *

St. Wittrock et al., PRB 99, 2019
St. Wittrock et al., Sci.Rep., to be submitted

Thank you for your attention!

Experimental Evaluation



Theoretical Prediction

